


# Face to Face Craft

**By Sandra McTiernan**

**Materials Needed: A4 paper, scissors, two different colors of markers, scale (ruler)**

1 Corinthians 13:12  
"For now we see in a mirror, dimly,  
but then face to face."



' - 6cm -

<<Make a dot here at 6cm from edge.

' - 6cm -


<<Make a dot here also at 6cm from edge.




**Connect the two  
dots using your ruler  
as a straight edge.**



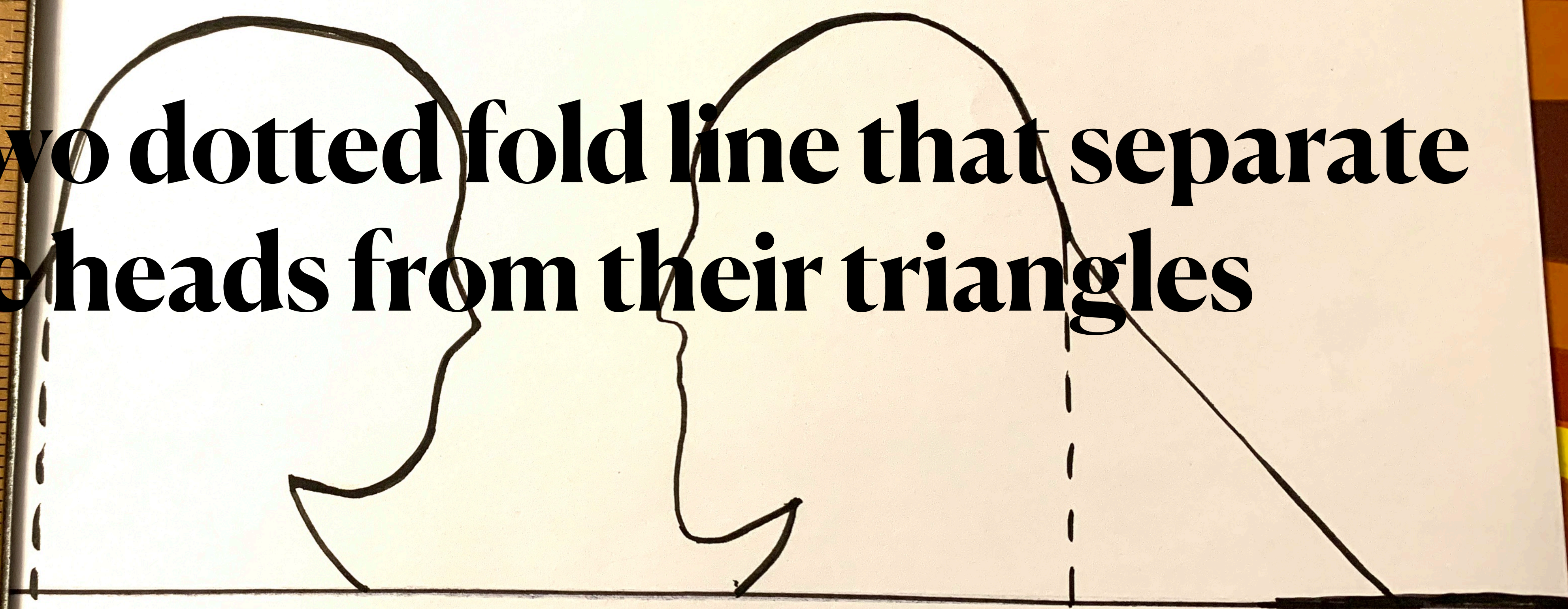
**To the right of  
center, make a  
side view  
bearded head  
with a diagonal  
line going from  
back of head to  
the line.**



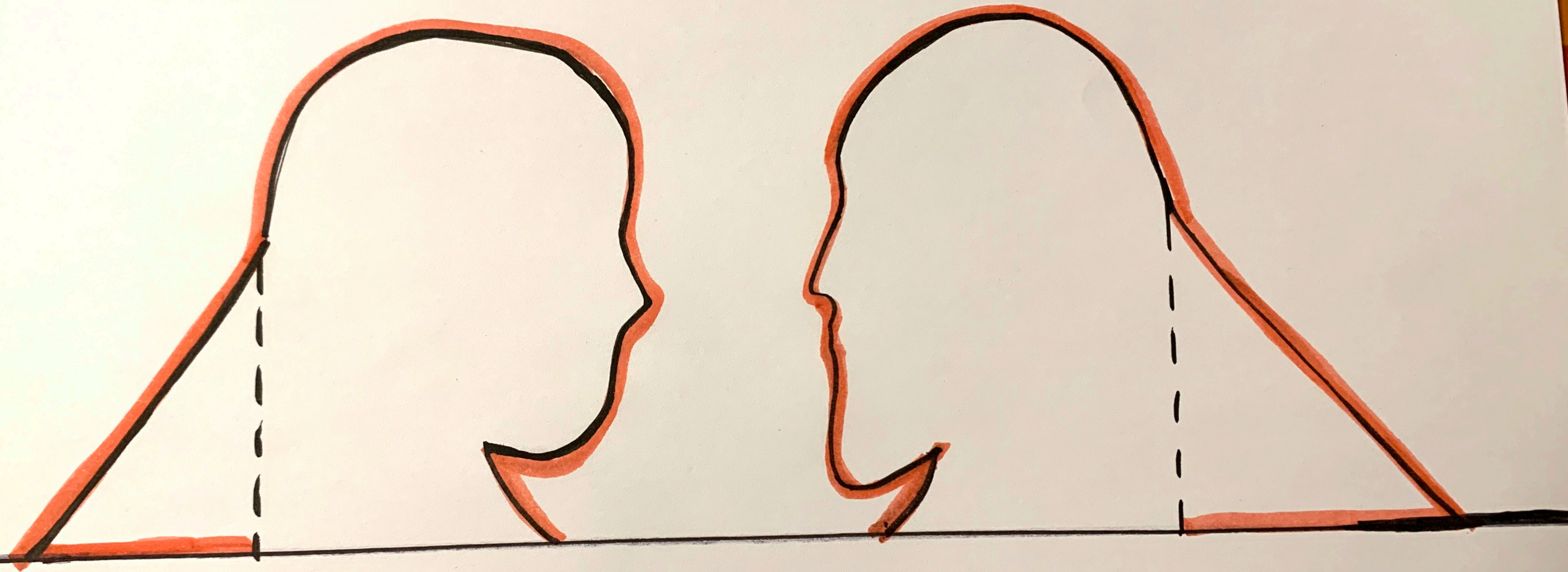


**Now make a facing side view head that looks like you on the left.**


**Draw two dotted fold line that separate the heads from their triangles**




**Take another color marker to mark off the lines as you see below. These will be your cut lines.**









**Time to cut!!! How are we going to cut the middle without cutting from the edge?? I will show you how. Fold over and pinch the triangle in the middle of the cut like this.**



**On the orange line, make a small cut, just enough to be able to get a scissor in!**




**Yayyyyyy!!! You're  
in! Now cut both  
directions until  
you cut all the  
orange lines.**




**There you go!!!  
You are on  
your way!**




**When you are done with cutting all the orange lines, fold the heads forward along your ruler line.**



**Now you can  
fold the  
triangular tails  
backward.  
These help the  
heads to stand  
up without  
flopping.**




**It might be easier  
to make your fold  
if you lay it flat.**



**Do other side too.**







**Stand heads  
up tall with  
triangles  
straight  
back.**




**Looks great!!!**




**Time to start drawing the arms!  
This one goes from front of Jesus to you. The  
thumb will meet the back of your neck.**



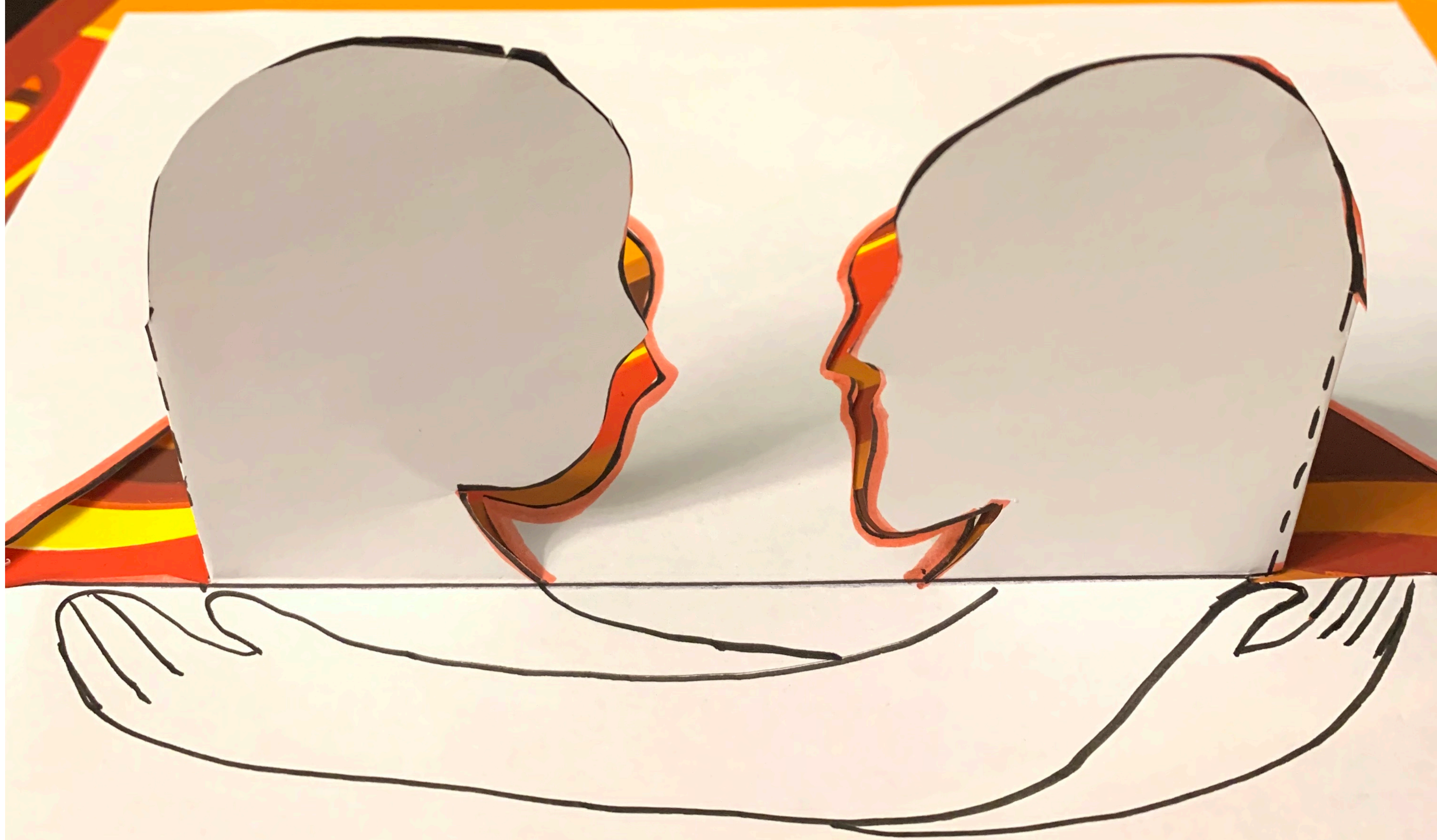
**finish the  
hand and  
rest of  
arm which  
ends at  
back of  
Jesus's  
neck.**




**You must put a line connecting front of your neck to Jesus's arm.**



**Try to  
imagine your  
arm  
underneath  
Jesus's arm.  
At the marker  
point is where  
your hand  
will end.**




**Finish your hand with thumb near  
Jesus's neck.**



**Time to do the inner drawing of Jesus. Lay him down for a bit. Give Him a simple eye, eyebrow, smile, hair, and beardline. His hair ends in curls or spirals.**






**Lay down your head for a bit. You can make your head look like you!**


1 Corinthians 13:12

"For now we see in a mirror, dimly,  
but then face to face."

**Before you stand the heads back up,  
write your memory verse!**



1 Corinthians 13:12  
"For now we see in a mirror, dimly,  
but then face to face."



**DONE!!!!**