


# **Jonah Craft Instructions:**

**Materials: one A4 paper, scissors, a dark marker.**

**By Sandra McTiernan**


# Jonah's amazing life!




**Fold A4 paper in half  
the long way, lengthwise.**

**Open it back up and use the  
middle crease as your  
guide.....**


**Fold up  
bottom  
half to  
the  
crease.**





**Snip  
middle  
crease  
about  
2cm on  
right  
side.**

**Then  
do the  
same  
to the  
left  
side  
middle  
crease.**




**Flip it over.**



**Fold over 2  
flaps.**

**Let's  
Draw!**



**Stand it up. Yaaaayyy!!! The Big Fish Saves Jonah!**

