



The Lion Shall Lay With the Lamb craft

by Sandra McTiernan




Set up paper with dotted fold lines to right and left of center line, about 4 cm apart. Divide left side into three equal parts.






Draw lion. Cut a door below and flip upward to draw lamb.





**Draw a left-facing lamb with a strip coming up from his back.
Draw a line to right of lion's paws.**





**Cut out
lamb and
strip. Cut
around strip.**




**Cut out lion,
leaving strip
to right of
paws for
flowers later.**



On that strip coming up from lamb's back, you must put a small piece of tape at the end, with sticky side facing you.





**Fold Lion
forward.**




**Curl lamb's
strip backward
and attach to
floor, so that
lamb's head
cuddles
against lion's
back.**





**Fold three extra
pieces any way you
like to make
flowerbeds.**



**Draw
rounded
flowerbeds
and cut the
excess off.**



You did it!!

