
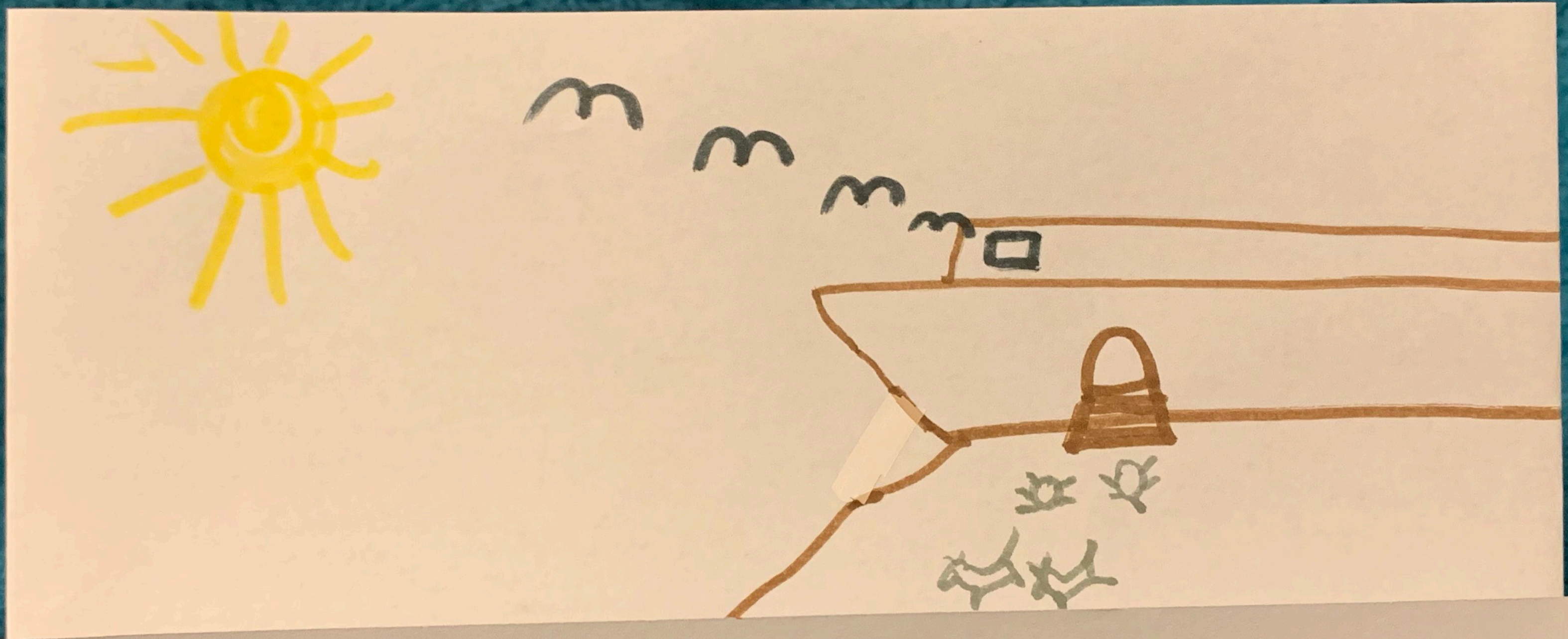



Noah's Ark Unloading

Craft Project

Sandra McTiernan 2022

It was time to go out into the very new world....






Fold paper lengthwise.

**Cut 1/2 inch slit on
the fold.**






**Cut another 1/2
inch slit on the
other side as well,
along the fold.**




**Fold it back
in half and
turn up one
flap. Fold it.**




**Go to the
other side
and peel
back one
flap (on
same side).**



**Fold it
nicely
across
from the
other
flap.**



**Now it
should
stand
up nice
and tall.**



**Now that you
have a nice
background,
let's pull up
the front so
the animals
can roam.
Fold up
about 2
inches.**

This is what we have!

Drawing time!!!

